

BOYA

Ultracompact 2.4GHz Wireless Microphone System

2.4GHz迷你无线麦克风系统

BY-V

General Introduction

Thanks for choosing BOYA!

The BY-V is an ultracompact and portable 2.4GHz wireless microphone system, compatible with smartphones, tablets, PC and more. It features automatic pairing and optional noise reduction and still can record 48kHz/16bit lossless audio after noise reduction. The BY-V is ideal for remote teaching, live streaming, vlog shooting, mobile journalism and much more.

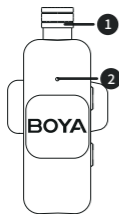
The transmitters, with a 360° rotating back clip, support up to 9 hours of runtime. The receivers are device powered and have USB-C charging ports, which support charging and powering of devices while in use.

Cautions

1. Non-professional teardown is strictly prohibited.
2. Please keep it away from heat sources such as radiators or spotlights.
3. Do not remove the battery without professionals' help.
4. Please clean the device with only a soft, dry cloth.
5. When using and storing, please keep away from the dust and moisture.
6. For the best pick-up pattern, do not hold your hand against the microphone capsule cover.

Product Structure

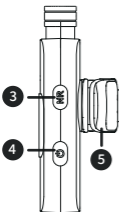
BY-V1-TX/ BY-V2-TX: Wireless Transmitter



1. Built-in Microphone

2. Status Indicator

Status	Indicator
Unpaired	Blinking blue and red alternately
Paired Successfully	Static blue
Mute	Blinking blue
Noise Reduction ON	Static green
Low Battery	Blinking red
Charging	Static red
Fully Charged	Red light off



Note:

1) If charging the unit when it is ON, the indicator will display the current working status instead of charging status.

2) Please charge the transmitter in time when in a low battery status, or it will auto shut off within 10 mins.

3) The function of noise reduction cannot be turned on or off in mute mode.

3. NR Button

Press to turn on or off the function of noise reduction.

4. Power Button

- Press and hold for 2 seconds to power on or off.

- Press to mute or unmute the microphone.

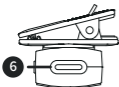
5. Belt Clip

It can rotate 360 degrees.

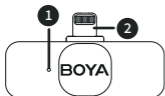
6. USB-C Charging Port

For charging the transmitter.

7. Foam Windscreen



BY-V1-RX/ BY-V2-RX: Compact Receiver with Lightning Connector



1. Status Indicator

Status	Indicator
Unpaired	Blinking blue
Paired Successfully	Static blue



2. MFi Certified Lightning Connector

It can be connected to an iOS Lightning device.

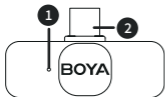
3. USB-C Charging Port

When the BY-V1-RX or BY-V2-RX is plugged into an external device, the external device can be powered via this charging port.

Note:

iPhones and iPads can be powered and charged through this port while in use, which also supports up to 3A charging current.

BY-V10-RX/ BY-V20-RX: Compact Receiver with USB-C Connector



1. Status Indicator

Status	Indicator
Unpaired	Blinking blue
Paired Successfully	Static blue



2. USB-C Connector

It can be connected to an Android Smartphone, Tablet, Computer and other USB-C devices.

3. USB-C Charging Port

When the BY-V10-RX or BY-V20-RX is plugged into an external device, the external device can be powered via this charging port.

Note:

Most USB-C devices can be powered and charged through this port while in use.

How to use

For the kit of BY-V1/ BY-V10

1. Press and hold the power button for 2 seconds to turn on the BY-V1-TX transmitter.
2. Plug the BY-V1-RX into an iOS Lightning device or the BY-V10-RX into a USB-C device.
3. Transmitter and receiver will be successfully paired within 10 seconds.
4. You are ready to record.

For the kit of BY-V2/ BY-V20

1. Press and hold the power button for 2 seconds to turn on two BY-V2-TX transmitters.
2. Plug the BY-V2-RX into an iOS Lightning device or the BY-V20-RX into a USB-C device.
3. Transmitters and receiver will be successfully paired within 10 seconds.
4. You are ready to record.

Note:

Due to 2.4GHz wireless frequency, signal can be easily attenuated. Please try to avoid obstacles, such as walls and buildings, and avoid close proximity to devices with 2.4GHz signal, such as high-power Wi-Fi antennas, radios, etc.

Specifications

Transmission Type	2.4GHz
Poplar Pattern	Omnidirectional
Frequency Response	20Hz-16kHz
Signal-to-noise Ratio	80dB
Sensitivity	-42dB
Operating Range	50m (without obstacles)
RF Output Power	6dBm
Charging Port	USB-C
Transmitter' s Battery Capacity	95mAh
Transmitter' s Charging Time	Approx. 2 hours
Transmitter' s Battery Life	Approx. 9 hours
Receiver' s Power Requirement	Supplied by External Devices
Weight	BY-V1-TX/ BY-V2-TX: 9.5g
	BY-V1-RX/ BY-V2-RX: 6g
	BY-V10-RX/ BY-V20-RX: 6g
Dimensions	BY-V1-TX/ BY-V2-TX: 52.22×25.23×19.75mm
	BY-V1-RX/ BY-V2-RX: 43.92×23.5×9.3mm
	BY-V10-RX/ BY-V20-RX: 43.92×24.7×9.3mm

Packing List

BY-V1

BY-V1-TX Transmitter ×1

BY-V1-RX Receiver ×1

USB-C Charging Cable ×1

Foam Windscreen ×1

BY-V2

BY-V2-TX Transmitter ×2

BY-V2-RX Receiver ×1

USB-C Charging Cable ×2

Foam Windscreen ×2

BY-V10

BY-V1-TX Transmitter ×1

BY-V10-RX Receiver ×1

USB-C Charging Cable ×1

Foam Windscreen ×1

BY-V20

BY-V2-TX Transmitter ×2

BY-V20-RX Receiver ×1

USB-C Charging Cable ×2

Foam Windscreen ×2

概述

感谢您选择BOYA!

BY-V是一款迷你便携的2.4GHz无线麦克风系统,兼容智能手机、平板电脑、笔记本电脑等设备。产品具有自动配对和可设置的高清降噪功能,降噪后依旧可以录制48kHz/16bit无损音质,适用于网课教学、直播、Vlog拍摄、移动新闻等应用场景。

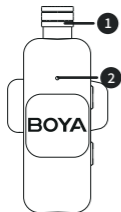
发射器单次续航长达9小时,带有可360°旋转的背夹。接收器由外接设备供电,并带有Type-C充电口,支持一边录制一边给外接设备充电。

注意事项

- 1.请勿擅自拆开机壳;
- 2.请勿将本机靠近热源,如散热器、聚光灯或其他产生热量的设备;
- 3.电池不可自行更换;
- 4.请使用柔软的干布清洁本设备;
- 5.在使用和储存时,请注意防尘和防潮。
- 6.为获得最佳拾音效果,请勿将手放在麦克风咪头上。

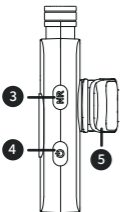
产品结构

BY-V1-TX/ BY-V2-TX:无线发射器



1. 内置麦克风
2. 状态指示灯

状态	指示灯
未联机	红蓝灯交替闪烁
联机成功	蓝灯常亮
静音模式	蓝灯闪烁
降噪开启	绿灯常亮
低电量	红灯闪烁
充电中	红灯常亮
充满电	红灯熄灭



注意:

- 1) 若在开机状态下进行充电,指示灯将优先显示当前工作状态(而非充电状态);
- 2) 发射器处于低电量时请及时充电,否则发射器将在10分钟内自动关机;
- 3) 静音模式下无法开启或关闭降噪功能。

3. NR键

短按开启/关闭降噪功能。

4. 电源键

长按2秒开/关机,短按开启/关闭静音模式。

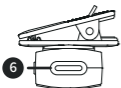
5. 背夹

可360°旋转。

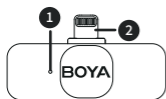
6. USB-C充电口

用于给发射器充电。

7. 防风海绵



BY-V1-RX/ BY-V2-RX: Lightning接收器



1. 状态指示灯

状态	指示灯
未联机	蓝灯闪烁
联机成功	蓝灯常亮



2. MFi认证Lightning接头

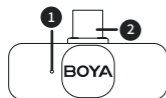
可接入带Lightning接口的iOS设备。

3. USB-C充电孔

当BY-V1-RX或BY-V2-RX接收器插入外部设备时,可通过此充电端口为外部设备充电。

注:此充电口支持给iPad、iPhone充电,且支持最大3A的充电电流。

BY-V10-RX/ BY-V20-RX: USB-C接收器



1. 状态指示灯

状态	指示灯
未联机	蓝灯闪烁
联机成功	蓝灯常亮



2. USB-C接头

可连接至安卓手机、平板、电脑或其他带USB-C接口的设备。

3. USB-C充电孔

当BY-V10-RX或BY-V20-RX接收器插入外部设备时,可通过此充电端口为外部设备充电。

注:此充电口支持给大部分USB-C设备充电。

使用方法

BY-V1/ BY-V10套装

1. 长按电源键2秒，将BY-V1-TX发射器开机；
2. 将BY-V1-RX接收器插入带Lightning接口的iOS设备或将BY-V10-RX接收器插入USB-C设备；
3. 发射器和接收器将在10秒内完成配对；
4. 开始录音。

BY-V2/ BY-V20套装

1. 长按电源键2秒，将两个BY-V2-TX发射器开机；
2. 将BY-V2-RX接收器插入带Lightning接口的iOS设备或将BY-V20-RX接收器插入USB-C设备；
3. 发射器和接收器将在10秒内完成配对；
4. 开始录音。

注意：

由于在2.4GHz频谱下，信号很容易受干扰，请尽量避开墙壁和建筑物等障碍物，避免接近2.4GHz频率的设备，如大功率Wi-Fi天线、收音机等。

参数

传输方式	2.4GHz
极性模式	全向型
频率响应	20Hz-16kHz
信噪比	80dB
灵敏度	-42dB
操作范围	50米(无障碍)
RF输出功率	6dBm
充电接口	USB-C
发射器电池容量	95mAh
发射器充电时间	约2小时
发射器续航时间	约9小时
接收器供电方式	外接设备供电
重量	BY-V1-TX/ BY-V2-TX: 9.5g
	BY-V1-RX/ BY-V2-RX: 6g
	BY-V10-RX/ BY-V20-RX: 6g
尺寸	BY-V1-TX/ BY-V2-TX: 52.22×25.23×19.75mm
	BY-V1-RX/ BY-V2-RX: 43.92×23.5×9.3mm
	BY-V10-RX/ BY-V20-RX: 43.92×24.7×9.3mm

包装清单

BY-V1

BY-V1-TX发射器 ×1

BY-V1-RX接收器 ×1

USB-C充电线 ×1

防风海绵 ×1

BY-V2

BY-V2-TX发射器 ×2

BY-V2-RX接收器 ×1

USB-C充电线 ×2

防风海绵 ×2

BY-V10

BY-V1-TX发射器 ×1

BY-V10-RX接收器 ×1

USB-C充电线 ×1

防风海绵 ×1

BY-V20

BY-V2-TX发射器 ×2

BY-V20-RX接收器 ×1

USB-C充电线 ×2

防风海绵 ×2

SHENZHEN JIAYZ PHOTO INDUSTRIAL., LTD.

The BOYA logo is a trademark which is registered and owned by Shenzhen Jiayz Photo Industrial., Ltd.

深圳市长丰影像器材有限公司

地址:广东省深圳市龙华区观澜街道大富社区硅谷动力智能终端产业园A16栋

TEL: 400 6131096

Email: sales@boya-mic.com

www.boya-mic.com / www.jiayz.com