

BOYA

Large Diaphragm Condenser Microphone

大振膜电容式麦克风

BY-M1000 Pro

User Manual
用户手册



Instruction

Thanks for purchasing BOYA BY-M1000 Pro!

The BOYA BY-M1000 Pro is a 34mm(1.3") diaphragm condenser microphone, with sturdy all-metal housing, three selectable polar patterns, and a -10dB output pad. The microphone is suited for capturing instruments and vocals in project and professional recording applications, such as singers, songwriters, podcasters, voiceover artists, field recorders, and home studio recordings.

Additionally, the microphone offers a 20 Hz to 20 kHz frequency response for accurately reproducing audio signals in a variety of ranges. The microphone uses standard 24V or 48V phantom power, which is supplied through the standard XLR connector.

Contents

- BY-M1000 Pro microphone
- Pop filter
- Shockmount
- 3m(10ft) balanced XLR cable

General Functions

Polar Patterns



Cardioid

The cardioid polar pattern is focusing audio capture in front of the capsule, minimizes unwanted ambient sound from the other sides and back of the microphone. This polar pattern is suitable for such situations when you want to pick up specific sound sources, such as recording vocals, guitar, pianos, stringed instruments, and more.

Omnidirectional

The omnidirectional polar pattern will in principle pick up sound equally from all directions. Whether the sound resource from the front, the side, or even back, the microphone will record the signals all with equal gain. This polar pattern can be very useful in applications where sound needs to be recorded from multiple directions, such as a musical performance where there is a band of musical instruments in front and a choir singing behind.

Bidirectional

Bidirectional polar pattern is figure-of-eight pattern and picks up sound equal sensitivity from two opposite directions, front and back of the microphone, and with low sensitivity from the sides. This polar pattern is best suited for interview, Q&A lecture or presentation, acoustic instruments, and for live recordings of jazz and acoustic groups.

High-Pass Filter

Sounds that are 120Hz or lower will be filtered.

A -10 dB Pad Switch

The audio will be recorded in -10dB if it is enabled in case the recording gets distorted due to loud sound sources, or the subject's voice is not clearly heard due to ambient noise.

How to Use

1. Mount BY-M1000 Pro on 3/8" and 5/8" microphone stands or tripods.



Note:

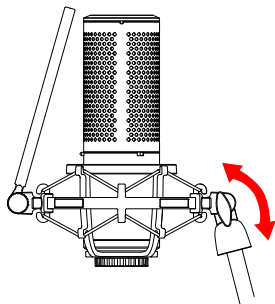
When changing the mic position, always be sure to loosen the adjustment knob first to ensure you do not damage the shock mount.

2. Rotate locking knob to adjust microphone fits your position.



Note:

When recording any sound source, whether it be vocals, instruments or anything else, always spend time experimenting with microphone placement to ensure you are picking up the best possible sound. Adjust the microphone position as many times as you need to achieve your demand.

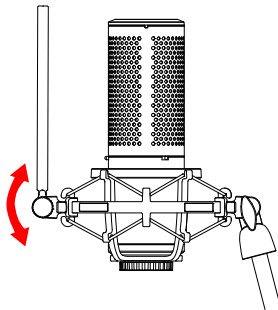


3. Mounted the supplied pop filter in front of microphone.



Note:

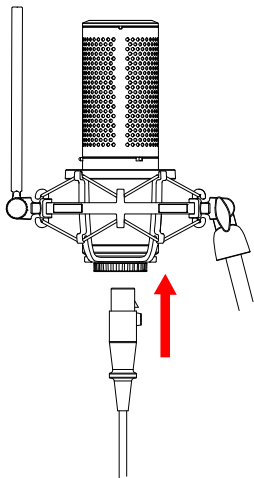
The "BOYA" Logo on the face of the BY-M1000 Pro indicates the front of the microphone, and the pickup area of the capsule. The "BOYA" Logo should always be facing towards the sound source that you wish to record.



4. Insert supplied XLR cable to microphone

Features

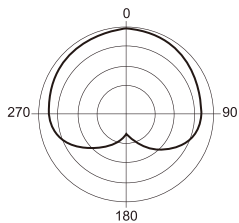
- Gold-sputtered diaphragm
- Broadcast-quality condenser microphone
- Cardioid, Omnidirectional and Bidirectional polar patterns
- Wide-range 20-20,000Hz frequency response - deliver high - quality sound
- Off-axis rejection for clean recordings
- Included shockmount & pop filter
- Digital switching — controls high-pass filter and -10dB pad
- Electrically balanced output
- 3-Pin XLR output
- 24V or 48V phantom power
- All-metal housing
- Comes with 3/8" and 5/8" thread



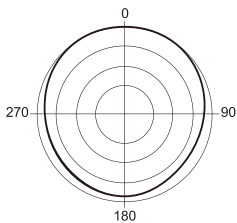
Specifications

Acoustic Principle:	Condenser
Polar Pattern:	Cardioid, Omnidirectional, Bidirectional
Diaphragm:	34mm(1.3")
Frequency Response:	20- 20,000Hz
Sensitivity:	-34±2dB (0dB=1V/Pa @ 1KHz)
Signal to Noise Ratio:	80dB and more
Output Impedance:	150 Ohm
Power Requirement:	24V or 48V Phantom
Cable Length:	3m(10ft)
Dimensions:	Microphone: φ57×185mm (φ2.2×7.3")
Weight:	Microphone: Approx. 380g

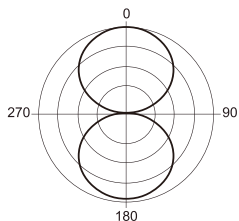
Polar Pattern



Cardioid

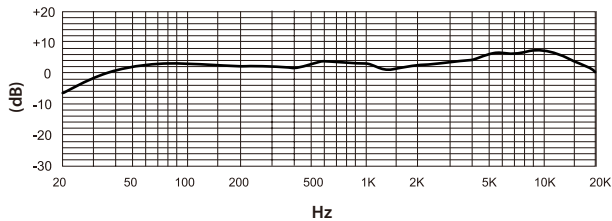


Omnidirectional



Bidirectional

Frequency Response



Maintaining Your Microphone

- Keep your microphone away from dust, moisture, or water.
- To clean the housing, wipe with a dry micro-fiber cloth to remove dust.
- Store your microphone in the included pouch to protect it from dirt and dust.

Important Safety Information

- Make sure that you follow all safety notes.
- Keep these instructions for use in a safe place. If you sell the equipment or pass it on to someone else, you should also pass on these instructions for use.

Marking on the Devices



Waste disposal and protection of the environment

Electric and electronic appliances, as well as batteries, must not be disposed of together with domestic waste. The user is legally obliged to return electric and electronic appliances as well as batteries to specially set up public collecting points or the sales outlet once they have reached the end of their service life. Details are regulated by national law. The symbol on the product, the instructions for use, or the packaging refers to these provisions. The recycling of waste equipment/batteries is an important contribution to the protection of our environment.



Danger of Fire and Short-circuit

- Do not operate the device with wet hands.
- Clean the equipment only in the way described in Maintaining Your Microphone.
- Take care to avoid dropping the equipment. Make sure that the device is properly fastened and reliably mounted. If the device has been dropped, have it inspected by a skilled technician before you switch it on again.
- Should the equipment be damaged or defective, or if you notice a scorching smell, remove the batteries immediately. Do not operate the device with a damaged housing and do not repair the device yourself. Have the device only repaired by a skilled service person.

感谢您选择BOYA!

博雅BM-M1000 Pro是一款34mm的振膜电容麦克风，全金属机身设计，含三种拾音模式及-10dB衰减开关。非常适合用于录制乐器和人声；适合歌手、作曲家、播客、解说评论员、现场录音人员、录音棚录音者以及其他需要专业录音的人群。此外，麦克风频率响应范围为20Hz到20kHz，可在各个范围内产生音频信号。麦克风可由24V或48V幻象电源供电，用配备的卡农线外接电源即可。

包装清单

- BY-M1000 Pro麦克风
- 防喷罩
- 防震架
- 3米卡农线

功能介绍

拾音模式



心形拾音模式其收音范围主要集中在咪头前方，极大程度上减少了旁边和后方的周围音。心形拾音模式非常适用于你只想拾取特定的声音，例如声乐录音、吉他、钢琴、弦乐等。



全指向型拾音模式是各个方向收音效果一致。无论声音是从前方、旁边、甚至后方，麦克风录音信号都是相同增益效果。该拾音模式适用于全方位收音场合，比如前方有乐器，后方有合唱团合奏。



双指向型拾音模式是像数字8的形状，麦克风前后两边拾音效果一样，对旁边声音敏感度非常低。该拾音模式适用于采访、问答环节、演讲、不插电乐器弹奏、爵士乐和原声乐队的现场录音。

高通滤波器

开启此功能后，麦克风将自动过滤掉120Hz及以下的低频杂音。

-10dB 衰减开关

如果在非常大声的环境下使用麦克风时，建议开启此功能。防止声音过大失真。

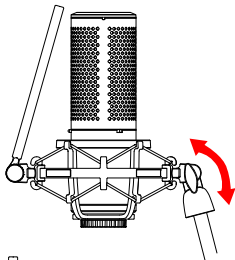
使用方法

1. 将BY-M1000 Pro装在带有3/8英寸(5/8英寸)螺丝的麦克风支架或三脚架上



提示:

当调整麦克风角度时，您可以通过扭松旋钮进行角度调节，请勿直接调节麦克风主体以免造成损坏。

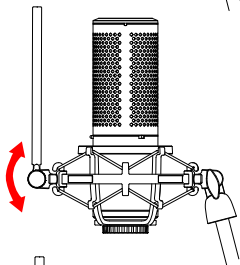


2. 旋转旋钮将麦克风调整到适合你的位置



提示:

无论您是录制唱歌、乐器还是其他用途，请根据您的需要调整麦克风的位置，确保您调节好麦克风位置，保证最好的音质效果。

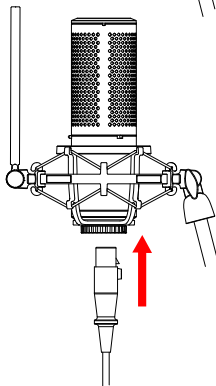


3. 将防喷罩安装在麦克风前方



注意:

BOYA 的 LOGO 正对着麦克风前方(咪头拾音区域)。
BOYA 的 LOGO 也可朝向音源的方向。



4. 将卡农线接入麦克风

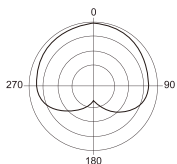
特点

- 镀金振膜
- 广播级电容麦克风
- 心型、全向型、双向型拾音模式
- 20-20KHz频响范围，高品质还原真实声音
- 离轴隔音
- 配有防震架及防喷罩
- 数字开关 — 调控高通滤波器与-10dB衰减
- 电平平衡输出
- 三针卡农接口
- 24V或48V幻象电源供电
- 全金属外壳
- 3/8英寸(5/8英寸)螺纹孔

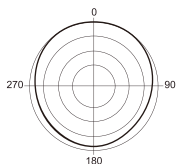
参数

声学原理:	电容式
拾音模式:	心型、全向型、双向型
振膜:	34mm
频率响应:	20-20,000Hz
灵敏度:	-34±2dB(0dB=1V/Pa@1kHz)
信噪比:	不低于80dB
输出电阻:	150Ω
电源类型:	24V或48V幻象电源供电
接线长度:	3m
尺寸:	φ57×185mm (仅主体)
重量:	约380g (仅主体)

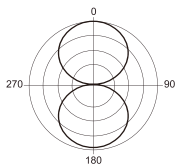
拾音模式



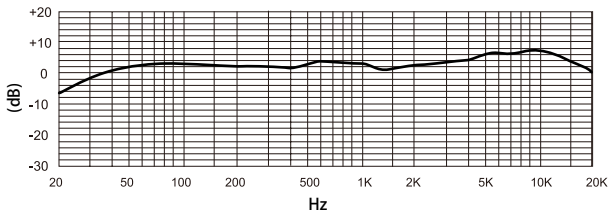
心型模式



全指向型模式



双向指向型模式



麦克风保养方法

请将麦克风远离尘土、潮湿及水源。

清理外壳灰尘时，请用干燥且柔软的布擦拭。

请将麦克风放入收纳袋进行存放，避免尘土。

重要安全信息

- 确保遵循所有安全注意事项。
- 将使用说明保存在安全的地方。

如果您出售设备或将其转交给其他人，您也应该转交这些使用说明。

设备上的标志



提示如何处理垃圾以及保护环境

不得将电子设备及电池与生活垃圾一起弃置。当其使用寿命耗尽后，用户有法律义务将其弃置于专门设立的公共回收点。该标志在我们的产品、说明书及包装上均有标记。废旧设备及电池的回收对保护生态环境极为重要。



短路及着火隐患

- 在操作设备时保持手的干燥整洁。
- 必须按照说明书的方法进行清洁。
- 保护好设备以防跌落，确保设备已安装稳固。
- 若设备发生跌落的情况，请勿马上开启设备，让专业维修人员帮你查看情况。
- 如果您闻到的灼烧的气味，可能是设备已损坏或有缺陷，应马上切断电源供应，移除电池。
- 当设备损坏时，请勿自行修复。
- 设备维修只能由专业维修人员进行。

SHENZHEN JIAYZ PHOTO INDUSTRIAL., LTD.

The BOYA logo is a trademark which is registered and owned by Shenzhen Jiayz Photo Industrial., Ltd.

深圳市长丰影像器材有限公司

地址:广东省深圳市龙华区观澜街道大富社区硅谷动力智能终端产业园A16栋

TEL: 400 6131096

Email: sales@boya-mic.com

www.boya-mic.com / www.jiayz.com