

# BOYA

## Super-cardioid Shotgun Microphone

For Smartphone & Camera  
Video/Audio Recording

超心型麦克风

智能手机/摄影机/录音机专用

### BY-BM2021

User Manual  
用户手册



## Instruction

Thanks for purchasing BOYA BY-BM2021!

The BOYA BY-BM2021 is a super-cardioid video shotgun microphone, which offer much better sound performance than using smartphone, tablets, cameras, camcorders built in microphone.

With both TRRS and TRS audio connector cable included, it compatible with mostly smartphone, tabelts, DSLRs, camcorders which has a 3.5mm mic jack.

Unique super-cardioid polar pattern, it tight pickup area focuses directly in front of the microphone and reduces other surrounding sounds, ensuring that your subject is isolated from any background noise.

Reinforced ABS construction at only 63g, the microphone always keeps your setup super lightweight, making it ideal for handheld shooting.

Without any complicated switches or settings, it's mainly powered by cameras, camcorders or smartphone, PC external microphone input, requiring no batteries to operate.


## Features

- Compatible with smartphone, DSLR cameras, camcorders, PC, etc
- Super-cardioid condenser microphone
- No battery required
- Compact lightweight design
- Reinforced ABS construction
- Includes one 3.5mm TRS cable & one 3.5mm TRRS cable
- Foam windshield included

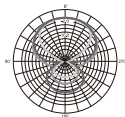
## Specifications

|                        |                                |
|------------------------|--------------------------------|
| Polar Pattern:         | Super-cardioid                 |
| Frequency Response:    | 40-20,000Hz                    |
| Sensitivity:           | -35dB±3dB@1KHz                 |
| Signal to Noise Ratio: | 76dB                           |
| Plug:                  | 3.5mm TRS & TRRS connector     |
| Dimensions(L*H*D):     | 6.6*3.0*2.0" (168*77.2*49.9mm) |
| Net Weight:            | 2.2oz(63g)                     |

## Frequency response



## Polar pattern



## Package contents:

1. Microphone
2. Foam windscreen
3. Carrying pouch
4. 3.5mm TRS & TRRS cable both included
5. User guide

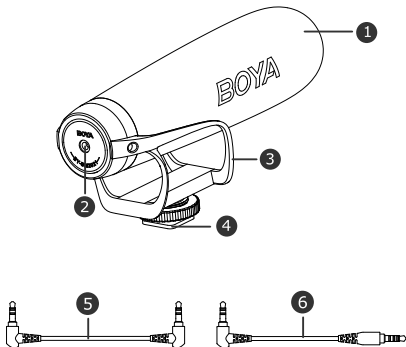
### Tip:

Use this microphone with your camera before recording an important event.

Make sure that you are familiar with it's operation with your specific camera and verify the audio recording results are as expected.

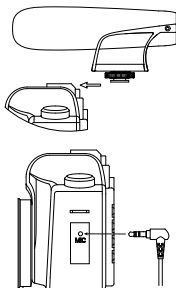
## Product Structure

1. Windshield foam
2. 3.5mm audio output jack
3. Anti shock mount
4. 1/4 hot shoe mount adapter
5. 3.5mm TRS to TRS cable
  - For connecting to a camera, camcorder, audio recorder, etc.
6. 3.5mm TRS to TRRS cable
  - For connecting to a Smartphone, tablet or Mac, etc.



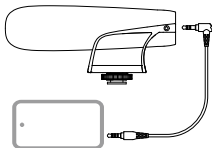
## Setting up your microphone with camera

1. Loosen the locking knob, then slide the microphone's hot shoe mount onto the camera.
2. Tighten the locking knob, to secure the microphone
3. Use the 3.5mm TRS audio cable to connect the camera and microphone



## Setting up your microphone with smartphone, tablets or Mac

1. Use the 3.5mm TRRS audio cable to connect the smartphones, tablets or Mac and microphone.
2. Turn on the audio-only or video recording app then start recording.



Pls noted to plug 90 degree 3.5mm connector to the microphone, straight 3.5mm TRRS connector to the smartphone, tablets or Mac.

## Troubleshooting

If you have any problem using the BY-BM2021 components, use the following checklist.

If any problem persist, please consult our local dealer, or contact us directly at [sales@boya-mic.com](mailto:sales@boya-mic.com).

| Problem                                    | Solution  |
|--|---|
| The microphone can't work                  | <p>solution: make sure that using the correct audio connector.</p> <ol style="list-style-type: none"><li>1) For smartphone, tablet or Mac, using 3.5mm TRRS cable.</li><li>2) For other devices, using 3.5mm TRS cable.</li></ol> |
| Too much ambience noise is being picked up | <p>Make sure that the microphone is as close as possible to the subject. A certain amount of ambient noise is unavoidable in loud environments.</p>   |

感谢您购买 BOYA BY-BM2021!

BOYA BY-BM2021 是一款超心型枪式麦克风，与设备内置麦克风相比，它能为智能手机、平板电脑、相机、录音机及摄影机的提供更好的录音功能。

产品内含 TRS 和 TRRS 音频线，适用于多数的智能手机、平板电脑、单反相机、摄影机。

超心型拾音模式的特点，窄小的拾音角度，减少周围音的收录，确保了主题与背景音隔绝。

坚固且轻巧的 ABS 塑料材质，仅重达 63g，非常适用于手持录制。该设备无需电源，且无复杂的操作和设置，可由相机、摄影机、智能手机、电脑等外接设备供电。

## 包装清单:

1. 麦克风
2. 防风棉
3. 收纳袋
4. TRS和TRRS音频线各一条
5. 使用手册

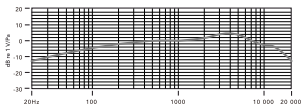


## 特点

- 兼容智能手机、单反相机、照相机、摄影机、电脑
- 超心型麦克风
- 无需电源
- 轻便小巧的设计
- 坚硬的 ABS 塑料结构
- 一条3.5mm的TRS音频线
- 一条 3.5mm 的 TRRS 音频线

## 参数

|       |                 |
|-------|-----------------|
| 拾音模式: | 超心型             |
| 频率响应: | 40-20,000Hz     |
| 灵敏度:  | -35dB±3dB@1KHz  |
| 信噪比:  | 76dB            |
| 接口类型: | 3.5mm TRS       |
|       | 3.5mm TRRS      |
| 尺寸:   | 168*77.2*49.9mm |
| 净重:   | 63g             |

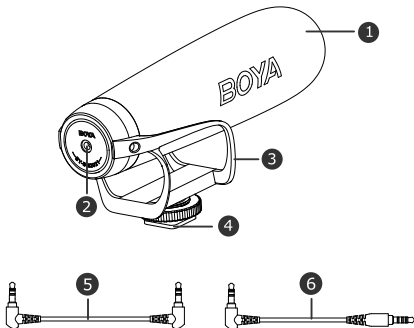


## 提示:

在开始录制重大活动之前，确保您已熟悉麦克风在您相机上的操作，并测试录音效果如何。

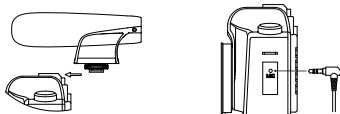
## 产品结构

1. 防风棉
2. 3.5mm 音频输出孔
3. 防震架
4. 1/4 热靴座
5. 3.5mmTRS转TRS音频线  
- 用于连接照相机、摄影机、录音机等。
6. 3.5mmTRS转TRRS音频线  
- 用于连接智能手机、平板电脑、笔记本等。



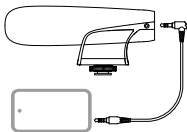
## 麦克风安装方法(相机)

1. 扭松旋钮，麦克风热靴座滑入到相机上。
2. 扭紧旋钮固定麦克风。
3. 用 3.5mm 的音频线连接相机和麦克风。



## 麦克风安装方法(智能手机、平板电脑、手提电脑)

1. 用 3.5mm 的 TRRS 音频线将麦克风与设备连接。
2. 打开录音或摄影然后开始录音。
3. 请将 3.5mm TRRS 音频线直角那端连接麦克风，另一端连接设备。



如果你在使用 BY-BM2021 时，存在任何问题，你可以参照下表。  
如果存在任何问题，请联系当地经销商或直接邮件联系  
[sales@boya-mic.com](mailto:sales@boya-mic.com)

| 问题       | 解决方案  |
|----------|---|
| 麦克风不工作   | 方案: 确保正确使用和连接音频线<br>1)3.5mm TRRS 音频线用于智能手机、平板电脑、手提电脑<br>2)3.5mm TRS 音频线用于其他设备 |
| 周围音被拾取过多 | 确保麦克风尽可能地靠近主体。在嘈杂环境下，些许的周围音是无法避免的。  |

**SHENZHEN JIAYZ PHOTO INDUSTRIAL., LTD.**

The BOYA logo is a trademark which is registered and owned by Shenzhen Jiayz Photo Industrial., Ltd.

深圳市长丰影像器材有限公司

地址:广东省深圳市龙华区观澜街道大富社区硅谷动力智能终端产业园A16栋

TEL: 400 6131096

Email: sales@boya-mic.com

www.boya-mic.com / www.jiayz.com