

BOYA

Desktop USB Microphone

桌面USB麦克风

BY-CM1

User Manual
用户手册



Introduction

Thanks for choosing BOYA!

BOYA BY-CM1 is a USB condenser microphone, no battery required, plug and play, compatible with Mac/ Windows computers. Thanks to its cardioid polar pattern and the capability of noise cancellation, the BY-CM1 clearly captures speech in front of the mic while effectively reducing unwanted background noise. It can be freely switched between mute and speak, ideal for live streaming, video conference, e-sports game and more.

Cautions

1. If you do not intend to use the microphone for a long period of time, please remove the USB cable.
2. Please keep it away from heat sources such as heaters or ovens.
3. When using and storing, please keep away from the dust and moisture.
4. Be careful with violent collisions.
5. To avoid acoustical feedback, do not hold the microphone close to the loudspeakers.
6. For the best pick-up pattern, do not hold your hand against the microphone capsule cover.

Packing Contents

- BY-CM1 Microphone
- 3.94' (1.2m) USB-A to Type-C Cable
- User Manual
- Warranty Card

Product Structure

① Cardioid microphone capsule

② Status indicator

Mode	Indicator Status
Noise Cancellation ON	Blinking red once
Noise Cancellation OFF	Blinking red twice
Mute ON	Blinking red
Mute OFF	Static red

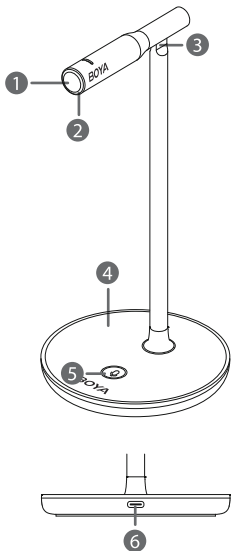
③ Angle adjusting joint

④ Mic desktop stand

⑤ Speak/ Mute/ NR button

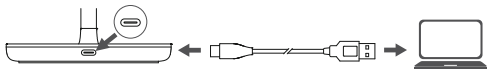
- Press the button to mute or activate the microphone.
- Press and hold for 3 seconds to turn on or off the function of noise cancellation.

⑥ Type-C audio output

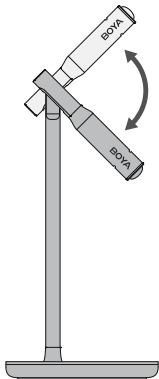



Operation Guide

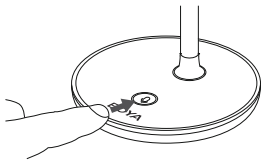
1. Connect the BY-CM1 to your computer with the included USB-A to Type-C to activate the microphone.



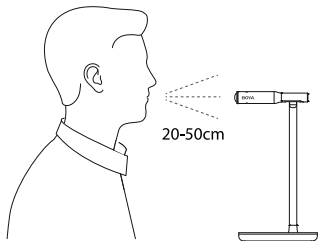
2. Adjust the microphone at your desired angle.



3. According to your needs, press the "  " button to mute the microphone or press and hold the button for 3 seconds to turn on the mode of noise cancellation.



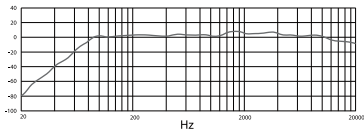
4. You are ready to record.



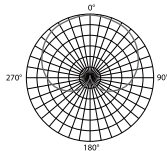
Specifications

Acoustic Principle	Condenser
Polar Pattern	Cardioid
Frequency Response	80Hz-16KHz
Sensitivity	-47±3dB (0dB=1V/Pa, 1KHz)
Sampling Rates	48KHz/44.1KHz
Bitrate	16bit
Signal-to-Noise Ratio	> 72dB
SPL	110dB
Audio Output	Type-C audio port
Dimensions	φ4.17×9.06×3.87" (φ106×230.1×98.4mm)
Weight	Approx. 6.17oz (175g)

Frequency Response



Polar Pattern



感谢您选择BOYA!

博雅BY-CM1是一款USB电容式麦克风，无需电池，即插即用，兼容Mac/ Windows 电脑。此外，BY-CM1还具有降噪功能，配置心型指向咪头，有效拾取麦克风正前方的声音，降低环境噪音；支持一键静音，适用于直播、视频会议、电竞游戏等多种场景。

注意事项

1. 如果您长时间不使用麦克风，请拔下USB线；
2. 请勿将本机靠近热源，如加热器、烤箱或其他产生热量的设备；
3. 使用和存放时，请注意防尘和防潮；
4. 避免剧烈碰撞；
5. 为避免声音反馈，请勿将麦克风靠近扬声器；
6. 为获得最佳拾音效果，请勿将手放在麦克风咪头上。

包装清单

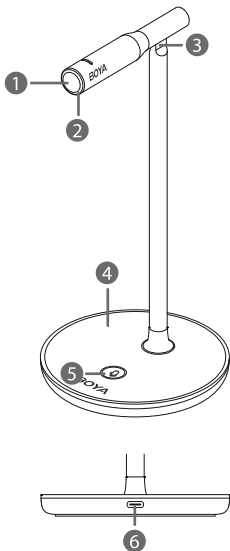
- BY-CM1麦克风
- USB-A转Type-C数据线（1.2米）
- 用户手册
- 保修卡

产品结构

- ① 心型指向麦克风咪头
- ② 状态指示灯

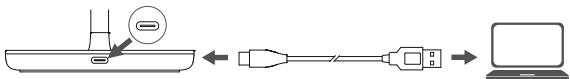
模式	指示灯状态
降噪模式开启	红灯闪烁一次
降噪模式关闭	红灯闪烁两次
静音模式开启	红灯闪烁
静音模式关闭	红灯常亮

- ③ 角度调节节点
 - ④ 麦克风桌面支架
 - ⑤ 发言/静音/降噪键
 - ⑥ Type-C音频输出孔
- 短按此键可开启/关闭静音功能；
 - 长按此键3秒可开启/关闭降噪功能。

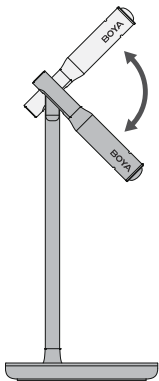



操作指南

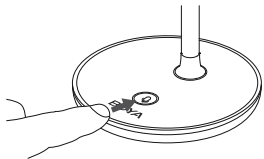
1. 使用随附的USB-A转Type-C数据线，将麦克风连接至电脑，
麦克风默认处于开启状态；



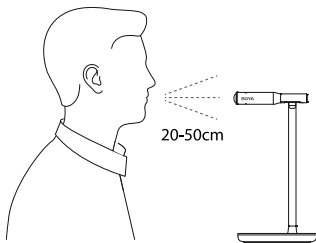
2. 将麦克风调整到所需角度；



3. 根据需要，短按“”按键，将麦克风调节为静音状态，或长按此键3秒开启降噪模式；



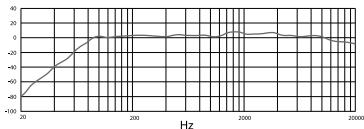
4. 开始录制。



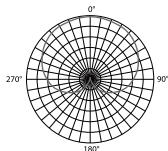
参数

声学原理	电容麦
拾音模式	心型
频率响应	80Hz-16KHz
灵敏度	-47±3dB (0dB=1V/Pa, 1KHz)
采样率	48KHz/44.1KHz
比特率	16bit
信噪比	> 72dB
最大声压级	110dB
音频输出	Type-C音频接口
尺寸	φ106×230.1×98.4mm
重量	175g

频率响应



极性图



SHENZHEN JIAYZ PHOTO INDUSTRIAL., LTD.

The BOYA logo is a trademark which is registered and owned by Shenzhen Jiayz Photo Industrial., Ltd.

深圳市长丰影像器材有限公司

地址:广东省深圳市龙华区观澜街道大富社区硅谷动力智能终端产业园A16栋

TEL: 400 6131096

Email: sales@boya-mic.com

www.boya-mic.com / www.jiayz.com